


D2700Itxs A E Manual



File Name: D2700Itxs A E Manual.pdf

Size: 2527 KB

Type: PDF, ePub, eBook

Category: Book

Uploaded: 3 May 2019, 17:29 PM

Rating: 4.6/5 from 690 votes.

Status: AVAILABLE

Last checked: 12 Minutes ago!

In order to read or download D2700Itxs A E Manual ebook, you need to create a FREE account.

[Download Now!](#)

eBook includes PDF, ePub and Kindle version

[Register a free 1 month Trial Account.](#)

[Download as many books as you like \(Personal use\)](#)

[Cancel the membership at any time if not satisfied.](#)

[Join Over 80000 Happy Readers](#)

Book Descriptions:

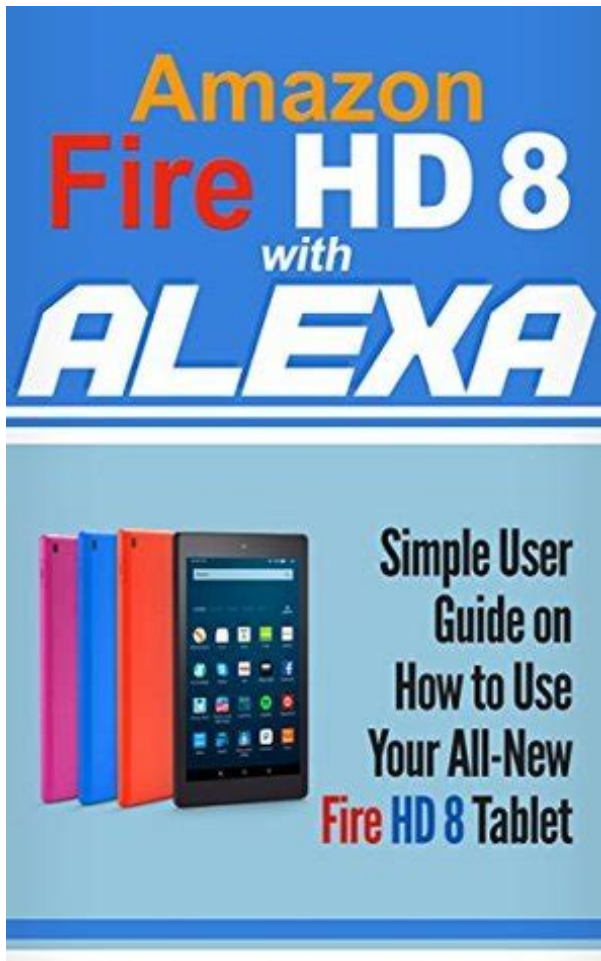
We have made it easy for you to find a PDF Ebooks without any digging. And by having access to our ebooks online or by storing it on your computer, you have convenient answers with D2700Itxs A E Manual . To get started finding D2700Itxs A E Manual , you are right to find our website which has a comprehensive collection of manuals listed.

Our library is the biggest of these that have literally hundreds of thousands of different products represented.



Book Descriptions:

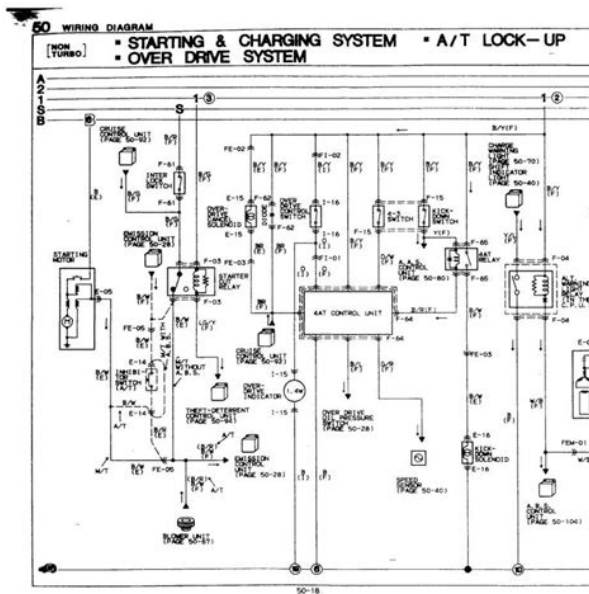
D2700Itxs A E Manual




It works very well with a SSD main HD and a 2 TB secondary drive in our media computer. I ended up using a MOCA network but the WIFI did work very well. The display is plenty fast for 1080. Its been great. My only gripe is I wish I could more RAM on it its maxed at 4GB which is standard for this class. My first generation Atom processor was terrible but the latest and greatest Atom included with the motherboard tears through general computing tasks. Especially wonderful is the NVIDIA graphics which are fantastic for an integrated GPU. Highly recommended. Your friend will receive an email from you with a link to our site. Please enter your name, email, and phone number below. We will contact you as soon as this product is available. Follow us on Twitter. Visit our Facebook page and contact or email our U.S. based Knowledgeable customer support to buy Zotac D2700ItxsAE Intel Atom D2700 Wifi Mother Board All Rights Reserved. The utility has been repeatedly tested and has shown excellent results. This tool will install you the latest drivers for all devices on your computer. See more information about Outbyte and unistall instrustions. Please review Outbyte EULA and Privacy Policy This method allows you to save your time and correctly install all necessary drivers, not being afraid to make a mistake during a manual installation. Please review Outbyte EULA and Privacy Policy After the installation of this utility I found that my driver was last updated 3 years ago. The information on this page is for informational purposes only. Specifications. Graphics Engine Clock 450 MHz. Shader Clock 1100 MHz Processor support Memory support Up to 4GB ram. Expansion. Mini PCI Express occupied by WiFi module. PCI Express 2.0 x16. Dimensions. MiniITX form factor. Height 6.7in 170mm. Rear port layout. Features. Integrated

802.11n WiFi. Storage support. Connectors Display outputs Size comparison.
MiniITX. <http://www.reiki.mannaz.pl/userfiles1/bryston-service-manual.xml>

- 1.0.



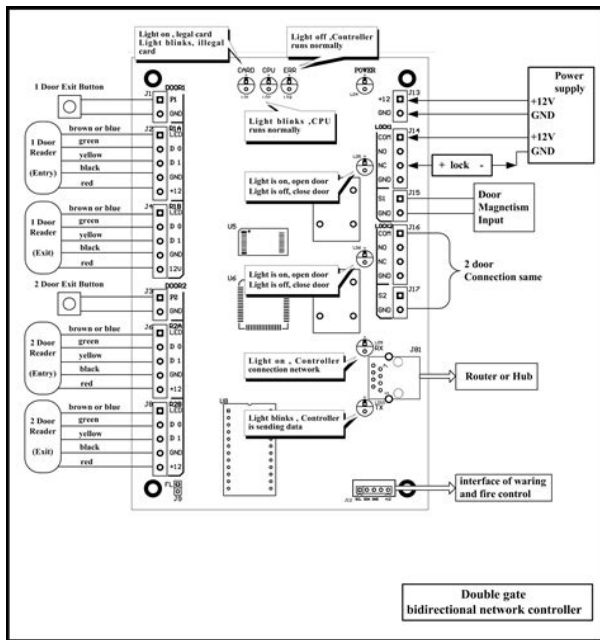
MicroATX ZOTAC International MCO Limited does not warrant the accuracy, completeness or reliability of information, materials and other items contained on this website or server. No liability is when accessing this website, users acknowledge that ZOTAC International MCO Limited will not be liable in any event. To calculate the overall star rating and percentage breakdown by star, we don't use a simple average. Instead, our system considers things like how recent a review is and if the reviewer bought the item on Amazon. It also analyzes reviews to verify trustworthiness. See All Buying Options Add to Wish List Disabling it will result in some disabled or missing features. You can still see all customer reviews for the product. Please try again later. Today, Fingerprint obtain management procedure have grow to be the most well known biometric equipment. ZOTAC GeForce 9500 GT 512 MB 128bit DDR2 PCI Express Card ZT95TEH3MHSL Improve Your ID Card Technique Long gone are the days when you have to outsource your ID playing cards. Reasonably priced moveable ID card printers are now offered with additional refined characteristics to assistance with your ID printing demands. The printing technological knowhow carries on to evolve to assure that better and much more efficient ID cards are manufactured to serve several functions. No more time do you have to settle for cardboard IDs that are very easily copied and destroyed. Clean up Up Your Outlook Convey Folders and Save House Outlook Specific is now a primary software in switching the fashion in which email consumers are employed. The interface is uncomplicated to use and it is intuitive. Outlook has been carrying out a lot more and truly is a single of buyers each day resources to use. ZOTAC GeForce 9500 GT 512 MB 128bit DDR2 PCI Express Card ZT95TEH3MHSL Basically the installation is very basic, so you can put in and configure this adapter on your individual. <http://www.conditum.nl/userfiles/bs61m-manual.xml>



3 Motives Why Wireless Is Ergonomically a Improved Preference These are gains of wifi ergonomics. They are more than what has been reviewed in this article. Zoom Telephonics 45060000F WirelessN Travel Router To find out more, including how to control cookies, see here. Windows 7 64bit windows 81 64bit windows 8 64bit windows vista 64bit. Description atk0110 driver for windowsxpvistawin7 3264bit file size. Nvidia geforce driver windows 1087vista 64bit 35286. Nvidia mcp73pv driver for windows 7 64bit download free. Nvidia geforce 310m drivers for windows 7 64 bit. Nvidia graphics driver 817129643 for vistawindows. Nvidia geforce 7600 gt drivers download and update. Amd catalyst radeon video card drivers for windows 7810 64bit 1312 latest drivers to optimize performance for your ati product. Dell inspiron 1545 bluetooth drivers windows 7 64 bit download. Nvidia driver 29573 whql windows 7 64bit windows. Nvidia geforce gt 640 driver v35900 for windows 7 64bit. Nvidia display driver for microsoft windows 7 64bit. Nvidia geforce gts 250 windows 7 64bit driver. Nvidia geforce gt 240 driver for windows 7 64bit. Driver for geforce7050m m v2 0 for windows 7 64bit. Nvidia geforce 310m driver windows 7 64 bit free download. The driver will support more functions and fix more bugs for your device nvidia geforceion driver 25896 whql windows vistawindows 7all 64bit international was collected from nvidia official site for nvidia graphics and video. Nvidia geforce for xp20002003 32bit 35012 whql nvidia mobile driver windows 87vista 32bit 35012 whql nvidia mobile driver. Crazy home windows phone 7 microsoft windows 7 vlc vol2 windows 7 go launcher ex theme! 01 mar 2016nvidia geforce desktop display drivers windows vista windows 7 8 64bit v36200latest stable version. This package provides the installation files for nvidia cuda developer driver notebook edition revision 30127 for windows vista and windows 7 64bitthis release of the cuda toolkit enables developm.

Nvidia geforce display driver 25909 windows 7vistaxp x64x86 desktop freeware 2010other. Soul suspect rated as excellent windows vistawindows 7windows 8windows 81 fixed issues nvidia gamestream when. Nvidia vga driver for microsoft windows 7 32bit 64bit. Nvidia quadro professional driver for microsoft windows. Nvidia graphics driver windows vista 32bit windows. Download nvidia geforce desktop display drivers windows. Nvidia cuda developer driver 30132 for vista64windows. Free drivers downloads freeware filescom. Samsung r590 drivers for windows 7 32 64 bit download. Nvidia geforce fx 5700 magic driver. Systemwindows 7 64bitwindows 8 64bitwindows 81 64bitwindows 10 64bit descriptiondriver for nvidia geforce gt 640 legal informationall software on driverscollectioncom are free of charge type. Asus nvidia hdmi driver 10050 for windows 7 3264bit. Free nvidia geforce drivers for windows vista78 64bit. Pc mechanic fix your pcx27s windows registry errors please note this nvidia geforce gts 250 driver is suitable for 64bit windows 7 versions only. This is the latest nvidia graphics driver release for windows vista7 64bit released last april 19 2011 this whqlcertified and a member of release 270 family of drivers is the 27061 version. Version 918130623 date 20120830 operation systems windows vista 64bit windows 7 64bit file size 1398 mb. Please login using the form on the right. Not our member yet What are you waiting for Register So heres my question to all of you picoPSU lovers out there What do you do with the hole in your case where a PSU used to be. Do you just leave it in. Ive searched all

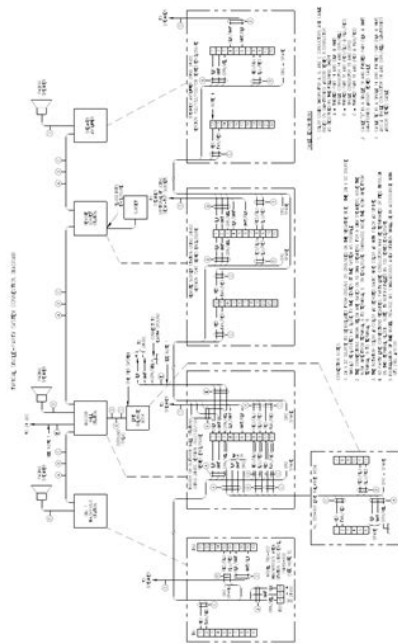
over and cant find a cover plate. Do not email XBMC Team members directly asking for support. For troubleshooting and bug reporting please make sure you read this first.



<https://skazkina.com/ru/bose-model-av3-2-1-media-center-manual>

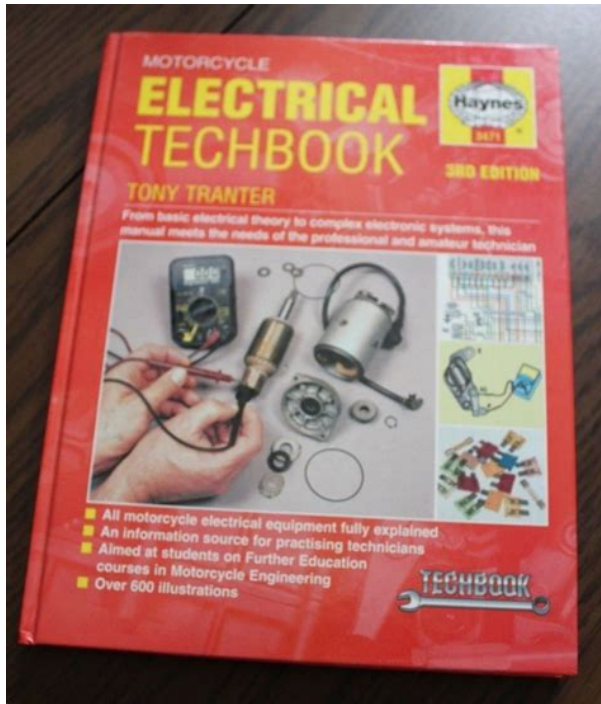
I figure the back doesnt need to look too pretty. Hopefully once the picoPSU is installed, the case vents will provide sufficient cooling and the system fan will only need to turn on when everything is running at full throttle. With the PSU gone theres a ton of room in there to breathe. For a while I had one of the plates with a 60mm fan but it was loud and not doing much. Can you tell me please what kind of mSATA ssds this motherboard supports, maybe a model some of you successfully used. Thanks. The heatsink has 25mm without fan. Kodi is available for multiple operating systems and hardware platforms, featuring a 10-foot user interface for use with televisions and remote controls. It allows users to play and view most videos, music, podcasts, and other digital media files from local and network storage media and the internet. Im taking delivery of my Zotac ID80 today and Im very much looking forward to using XBMC again. Havent used it since my original XBOX. Do the ION builds have everything I need, or is the 520 not considered an ION and I need to go with a Generic build. Im hoping to be able to use a x64 build as im putting 4GB of ram in the ID80. Thanks so much! Im starting this project tonight. Wish me luck! Anyway, I just guessed and went with the ION build. I had to manually add the asound.conf file from one of the samples, but its making noise. Dont have this plugged into my sound system so can only test 2.0 at the moment. Im having trouble with smb shares though, which has been frustrating. Not sure if it is related to my build choice or what exactly. I too have been using xbmc since the xbox 1 days, but have been using it on other systems as well. Let me know how your night goes. I have a Shuttle X35GT which has jitter issues that apparently is an ION problem. I am curious if this new box has those same issues. ZBox arrival was delayed by a day and I discovered tonight that I mistakenly ordered the wrong type of RAM.

<https://www.accessoriperdisabili.com/images/Dell-Inspiron-1521-Service-Manual-Pdf.pdf>



So I wont actually be able to begin this project until the weekend. Someone did suggest that the ION builds are appropriate for the ID80 Zbox. So Ive prepped my install USB thumb drive with the Eden 9700 x64 build. Is that what you started working with Maverick. What functionality does asound.conf add that wasnt present with your base install Tested a couple 1080p movies and they worked flawlessly but only ran for a handful of seconds. Watched a 720p TV show and went to sleep. I actually wasnt able to get sound working on the nightly builds, couldnt find a combination that worked in the audio setup. My audio.conf looked like this, which I had to add, it was not present in Configfiles Quote pcm.!default hdmiNvidia pcmiec958 hdmiNvidia Skimming the thread, Im seeing similar results with menu navigation sounds but no audio when going to play any video.And thanks for pointing out the sound loss thread Binhex. Sounds like a clean 9469 install is the way to go for the moment. Question I am unable to find development builds prior to 9700, here Where can I find a build archive Thanks! The goal was to replace my Shuttle XS35GT fanless system that was showing its age bit slow in the UI areas even with more basic skins like Confluence, and the endless jitter issues with ION are tiresome. I considered various fanless options but all seemed expensive or limited really. So I decided to build my own but I expect shortly very similar systems will be available off the shelf. Cost was not really an issue as I had a credit to work with. Zero interest in the gimmick that is 3D video, though. But for me I had the following difficulties For the moment I am using my old faithful USB receiver but will revisit this later. When I later change mobos. Fortunately Average is about 60 under full load Id say. Under Windows it runs surprisingly cool most of the time unless I deliberately thrash it with a CPU tester like Prime95.

<https://www.acnovate.com/images/Dell-Inspiron-1525-Hardware-Manual.pdf>



I have not At boot from cold its about 25 and the peak I have seen with XBMC usage is 43, but usually its about 32 ish. No problems at all from temps. therefore. Software I am trying both Windows April nightly window build with AE and. Openelec 1.95.4 aka Beta4 on it. I set it up as a dual boot. Both generally work ok. Windows definitely better though. Windows Boot time with zero special tuning is about 30 secs from bios to operational XBMC. Very fast for Windows with no tuning. I am sure I will be able to get this down significantly once I start tuning. Is was more work to set up initially and get working well with remotes probably because I have always used XBMC Live and OE, so Linux, and am just less familiar with XBMC under Windows. But its running sweet once I worked out the basics. SD video quality is shite as always with XBMC, the only thing I miss about popcorn style machines is there awesome post processing in comparison to XBMC, but there is a pull request to improve this. So improved quality will come. HD quality which is all I really care about is silky smooth and just perfect. Audio sync is good I found this wavering all over the place with OE, see below. Everything seems to play very well. Also, testing a nightly, I have I am now using ForTheRecord on my Windows server as a PVR and to serve TV to my clients. This is working very well channel changes are marginally slower than with TVHeadEnd but there are way less skips I think running TVHeadEnd on the ION was not quite powerful enough maybe indeed I havent seen a skip of any type yet. Records work very well, although I cant delete them from XBMC and have to use the WebUI no biggie. Installing FTR is a bit harder than TVHeadEnd, but worth it the scheduling system is excellent. Open issues all minor and infrequent There are very very occasional minor glitches coming off pause and once I In all cases a stop and Much rare than the ION jitters.

A few I am using standby during the day between sessions one in 5 times it wont seem to reconnect to my NFS shares and I need to reboot. I shutdown fully at night anyway, so no big drama at all. There is an odd hang when addons are installing for a few seconds I never experienced this with Linux systems. Not a big deal. Remote keys are a it weird under LiveTV video not sure why the dont inherit the standard fullscreenvideo setup, but they dont, so thats annoying I dont think that theres much attention on this yet, while youc an bind a few keys EPG etc, you cant seem to fix the behaviour of some of the normal once easily. Openelec Boots from BIOS to XBMC in maybe 5 seconds. Insanely fast. Complete fail on all fusion versions apparently these are for older fusion chips and hang on startup with A6s etc. This is not obviously documented and caused much time wasting. Video fail extensive skipping on versions below Beta 4. Generic Beta4 which contains the patches from FernetMenta for xvba Quite a few gltiches overall in general. System is somewhat less

responsive than on Window but this is probably I have given up on OE with AMD video for now. Still use it on my ION machines though. Conclusion This build really needs Windows to shine. But shine it does complete silence, ample power even with Aeon Nox etc., silky smooth both with the UI and playback. Shame about needing Windows for cost reasons and slow boot reasons, but I have to say it does work well. And running multiple versions is easy using the p portable switch, so testing new versions is much nicer than with OE. In short, after a lot of work isnt there always with XBMC to get it just right.but thats kinda the point for me I can tailor it to perfection its a big, silent step up from the ION systems. Definitely recommended.

<https://diagonal.org.ar/wp-content/plugins/formcraft/file-upload/server/content/files/1628a13bdb835b---canon-i70-portable-printer-manual.pdf>

Share to Twitter Share to Facebook Share to Pinterest Reply Delete Replies Bossanova808 June 13, 2012 at 5:17 AM Yeah I am pretty sure that will fit the ram slots and power supply bits are in the right spot, certainly would fit better than my current MOBO. And I am guessing the CPU TDP on that is well lower than the 65W max. I did look at this at some point but I think I decided the atom wouldnt be fast enough in the xbmc menus the APU from AMD is a lot more powerful I think. Well, that was my thinking at the time, also I was buying my parts using a credit at a store so I let them guide me a bit too Obviously the nvidia side of it would be nice. ideally, though an I3 plus an nvidia all on a mobo that can be passively cooled that would be the best I reckon. Delete Replies Reply Memes June 27, 2012 at 3:12 AM I agree, an i3 will be better than an Atom and easily passively cooled. My movies are on a small Ubuntu server powered by an i32120T low TDP, on that one as it is hooked to a TV as well, XBMC runs flawlessly too, even without discrete graphics. Even with Confluence its not silky smooth like it is with a more powerful machine. Reply Delete Replies Reply FernetMenta June 30, 2012 at 6:42 AM I am wondering if you have already tried the D2700. I do most of my development on this machine. You cant compare it to the D525. Reply Delete Replies Reply Bossanova808 June 30, 2012 at 6:27 PM No my atoms are older ASRock ION 330 with a D510 I think and the Shuttle with the D525. A quick research has shown that the Streacom cases are not compatible. Do you think this can be made fit somehow or do you have any idea what other cases can be used. Reply Delete Replies Reply Bossanova808 July 1, 2012 at 3:37 AM NOT compatible or just not listed as compatible. From the pictures I cant really see why it wouldnt fit to be honest. Reply Delete Replies Reply FernetMenta July 1, 2012 at 4:25 AM I read a post somewhere that the CPU cooler does not fit and its not listed as a compatible board.

Maybe the heat sink can be made fit somehow. Reply Delete Replies Reply Bossanova808 July 1, 2012 at 6:01 PM Its really hard to tell either way till you try I think as it all comes down to the angles and lengths of the pipes. Depends how comfortable you are doing a little pipe bending. it worked ok for me, but not ideal. You could contact Streacom maybe, theyre Dutch I believe so thats sort of your direction I think. Reply Delete Replies Reply FernetMenta July 2, 2012 at 4:44 AM As long as I dont need a sledge hammer I have no problems with bending heat pipes. I read that the Zotac board is also planned as a DC version but not available yet. This would eliminate the need for a ATX power supply. Do you really need the 150W version. The Zotac board draws only 60W at peak loads so I think I will go for the 90W picoPSU. Reply Delete Replies Reply Bossanova808 July 2, 2012 at 6:14 PM Yeah I just did it with some firm squeezing, while chatting with a client and not paying much attention, so its not too hard. I doubt you need 150W, it was just an easily available one for me, I see a lot of builds with 90w picos so that should be find Id say. given a peak of 60 a little headroom is never a bad idea with a PSU though, so I wouldnt go down to 60. Reply Delete Replies Reply poweredbyporkers July 8, 2012 at 9:36 PM Does your remote under windows work exactly the same way as OE or XBMCbuntu. Only reason I ask is it seems to be a PITA to get the same functionality. Reply Delete Replies Bossanova808 July 8, 2012 at 9:55 PM Definitely NOT the same but its not hard under both. More work under Windows, but the result is ultimately better. Custom button tuning is a

bit difficult as well, as one only has MCE remote codes to play with and these are limited in number. Its a long standing real bugger OE wont support MCE keyboard mode with harmony remotes etc. Under Windows, I use this and use MCE keyboard as the device type in the harmony software. Response is perfect and super fast.

I have customised my keymap fairly extensively from the included keymap, adding things like skin reloading, switching languages, downloading subs etc. In the end, its the more flexible and better performing option. Theres really nothing I cant program with this set up, although it is slightly more tedious initially. In both cases I am using a standard RC6 eHome compatible IR receiver. Worth every cent, high quality really has a price tag.; Sporting a A63650 I know it has 100w TDP, but it just needs its power over very short times with XBMC and it is undervolted, too, moderate 4GB Ram I had laying around, a 64GB SSD, everything connected to a Gigabyte board yeah, position of ATX connector could have been better, but it worked. Could have gone for an ATOM or something, but the additional speed is sooooo convenient. My case came with a nice documentation, same high quality as the case, so they upgraded that part well. I always try to build as silent as possible, but this is my first TRULY silent one, I even disconnected the power led, although it is not bright at all remark to other manufacturers that is how it should be. So weird at first to have no sound response if you power the thing up no optical drive yet. Yes, still pretty amazed about that little powerhorse HTPC.D Cheer everyone! Reply Delete Replies Reply Add comment Load more.

<http://fscl.ru/content/bose-model-av3-2-1-media-center-manual>